

PANELS, SURFACES AND MATERIALS



Panels

Applications and mounting depths

Profile surfaces

Panel types

Types of surfaces

Surfaces

Valid as of June 1st 2019

raumplus[®]

PANELS, SURFACES AND MATERIALS

Overview

- 3_ Profile surfaces for sliding door systems

PANELS

Decor

- 4_ EGGER Eurodekor® (White decor/Uni decor/
Wooden decor/Fantasy decor)
- 11_ High-gloss decor
- 12_ Urban Structures

Chipboard covered with wallpaper or material

- 14_ Customer-supplied fabrics and wallpapers
- 15_ Felt

Mirrors and glass

- 17_ Mirrors (with safety backing)
- 18_ Float glass lacquered acc. to standard colors
Float glass
- 20_ Float glass Matelac®
- 22_ Safety glass
(tempered glass/laminated safety glass)

High-pressure laminate

- 26_ HOMAPAL® high-pressure laminate

Veneer

- 28_ Veneer
- 30_ 3D surface (full surface and panel strips)
- 31_ Wooden Selection

Further panels

- 32_ MDF lacquered acc. to RAL, Sikkens, NCS
- 33_ imi-Beton®
- 34_ Application of colored
or satin-finished adhesive film
- 35_ Individual digital image on film /
individual cutting plot out of film

Information

- 40_ Hardboard backing for sliding- and folding doors
Second panel

Surfaces for interior systems

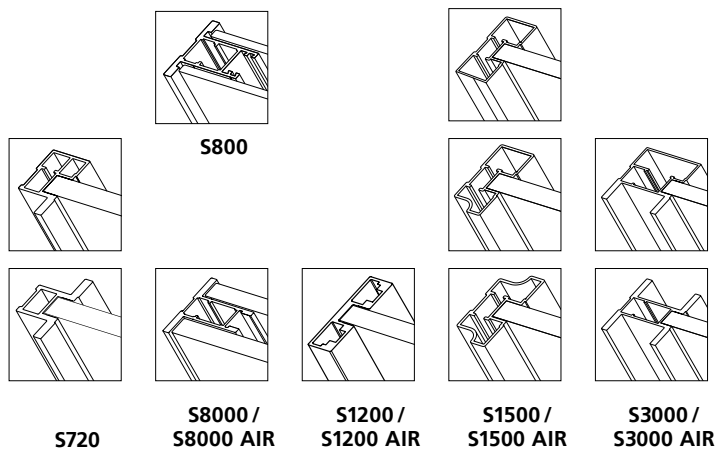
- 41_ Decor
EGGER Eurodekor® (Wooden decor/Uni decor)
- 42_ Pfleiderer decor
- 43_ Urban Structures
- 44_ High-pressure laminate / Veneer
Pfleiderer high-pressure laminate
Veneer
- 45_ Lacquered
Lacquered (acc. RAL)

Overview









- 46_ Surfaces for interior systems

PROFILE SURFACES FOR SLIDING DOOR SYSTEMS

OVERVIEW



Profile surfaces

				AIR		AIR		AIR	
Anodized									
Silver		+	+	+	+	+	+	+	+
Light Bronze		+*	-	+*	+*	+*	-	+*	-
Dark Bronze		+*	-	+*	+*				
Powder-coated									
White		+*	+*	+*	+*	+*	+*	+*	+*
Black mat		+*	+*	+*	+*	+*	+*	+*	+*
Acc. to RAL		+*	+*	+*	+*	+*	+*	+*	+*
Veneer (lacquered, stained and lacquered)									
Anigre		-	-	-	-	-	-	+*	+*
Metal									
Inox brushed		+	-	-	-	-	-	-	-

This table provides an overview of profile surface options for sliding doors. For further information on the individual profile surfaces (e.g. profile types) please refer to the corresponding price list for the relevant sliding door system

- * Price surcharge
- + Possible
- Not possible

PANELS DECOR

EGGER Eurodekor®

EGGER Eurodekor® in matching decor are melamine-coated chipboard panels (MCC panels) of the highest quality. We offer a wide range of our most popular decors for our sliding door systems.

Standard size of MCC panels (W × H): 2070 × 2800 mm (base size),
Large size of MCC panels (W × H): 2070 × 5610 mm (base size); only available for price surcharge on request, minimum order quantity are 3 pieces. May extend delivery period!

The samples shown here are just a small selection of the decors available. More decors can be supplied on request.

For further information and samples, please contact:

EGGER Holzwerkstoffe Brilon GmbH & Co. KG

Im Kissen 19, 59929 Brilon

Tel. +49 (0) 2961 / 770-0, Fax +49 (0) 2961 / 770-622 22,
www.egger.de

Colors may vary slightly from the samples shown!

The manufacturer reserves the right to make changes without notice.

Decor	mm	Sliding door systems										Hinge door					
		S720	S800	S1200	S1200 AIR	S1500	S1500 AIR	S3000	S3000 AIR	S8000	S8000 AIR	S1200	Aluminium frame hinge door RPS 29	Swing / Swing Slim	Folding door system S1200	Wall partitioning system S1500	
White decor																	
W911	SM	Cream White	10	(+)	-	(+)	(+)	(+)	(+)	(+)	(+)	(+)	(+)	(+)	(+)	(+)	(+)
W911	ST2	Cream White	10	(+)	-	(+)	(+)	(+)	(+)	(+)	(+)	(+)	(+)	(+)	(+)	(+)	(+)
W980	SM	Platinum White	10	E	-	E	E	E	E	E	E	E	(+)	(+)	(+)	(+)	(+)
			38	-	-	-	-	-	-	-	-	-	-	-	-	-	(+)
W980	ST2	Platinum White	10	E	-	E	E	E	E	E	E	E	(+)	(+)	(+)	(+)	(+)
			38	-	-	-	-	-	-	-	-	-	-	-	-	-	-
W1000	PG	Premium White**	10	(+ +)	-	(+ +)	(+ +)	(+ +)	(+ +)	(+ +)	(+ +)	(+ +)	(+ +)	(+ +)	(+ +)	(+ +)	(+ +)
W1000	PM	Premium White**	10	(+ +)	-	(+ +)	(+ +)	(+ +)	(+ +)	(+ +)	(+ +)	(+ +)	(+ +)	(+ +)	(+ +)	(+ +)	(+ +)
W1000	ST9	Premium White	10	E	-	E	E	E	E	E	E	E	(+)	(+)	(+)	(+)	(+)
W1000	ST22	Premium White	10	(+)	-	(+)	(+)	(+)	(+)	(+)	(+)	(+)	(+)	(+)	(+)	(+)	(+)
Uni decor																	
U104	PG	Alabaster White**	10	(+ +)	-	(+ +)	(+ +)	(+ +)	(+ +)	(+ +)	(+ +)	(+ +)	(+ +)	(+ +)	(+ +)	(+ +)	(+ +)
U104	ST9	Alabaster White	10	E	-	E	E	E	E	E	E	E	(+)	(+)	(+)	(+)	(+)
U107	ST9	Velvet Yellow	10	E	-	E	E	E	E	E	E	E	(+)	(+)	(+)	(+)	(+)
U108	ST9	Vanilla Yellow	10	(+)	-	(+)	(+)	(+)	(+)	(+)	(+)	(+)	(+)	(+)	(+)	(+)	(+)
U113	ST9	Cottonbeige	10	(+)	-	(+)	(+)	(+)	(+)	(+)	(+)	(+)	(+)	(+)	(+)	(+)	(+)
U131	ST9	Brilliant Yellow	10	E	-	E	E	E	E	E	E	E	(+)	(+)	(+)	(+)	(+)
U156	ST9	Sand Beige	10	(+)	-	(+)	(+)	(+)	(+)	(+)	(+)	(+)	(+)	(+)	(+)	(+)	(+)
U163	ST9	Curry Yellow	10	(+)	-	(+)	(+)	(+)	(+)	(+)	(+)	(+)	(+)	(+)	(+)	(+)	(+)
U222	PM	Crema Beige**	10	(+ +)	-	(+ +)	(+ +)	(+ +)	(+ +)	(+ +)	(+ +)	(+ +)	(+ +)	(+ +)	(+ +)	(+ +)	(+ +)
U222	ST9	Crema Beige	10	(+)	-	(+)	(+)	(+)	(+)	(+)	(+)	(+)	(+)	(+)	(+)	(+)	(+)
U311	ST9	Burgundy Red	10	(+)	-	(+)	(+)	(+)	(+)	(+)	(+)	(+)	(+)	(+)	(+)	(+)	(+)

** A/B quality, backside ST2

*** 8mm with mirror gasket

ST Structure

SM Semi mat

PG PerfectSense Gloss

PM PerfectSense Matt

+ Standard delivery period is 6 weeks

- Not possible

(+) Subject to price surcharge of 184 EUR for each order and specific decor. May extend delivery period!

(+ +) Subject to price surcharge of 235 EUR for each order and specific decor. May extend delivery period!

E Express range, max. door sizes (W × H): 1200 × 2750 mm

Decor			mm	Sliding door systems										Hinge door			
				S720	S800	S1200	S1200 AIR	S1500	S1500 AIR	S3000	S3000 AIR	S8000	S8000 AIR	S1200	Aluminium frame hinge door RPS 29	Swing / Swing Slim	Folding door system S1200
Uni decor																	
U323	PG	Chilli Red**	10	(+ +)	-	(+ +)	(+ +)	(+ +)	(+ +)	(+ +)	(+ +)	(+ +)	(+ +)	(+ +)	(+ +)	(+ +)	(+ +)
U340	ST9	Sorbet Orange	10	E	-	E	E	E	E	E	E	E	(+)	(+)	(+)	(+)	(+)
U504	ST9	Tyrolean Blue	10	(+)	-	(+)	(+)	(+)	(+)	(+)	(+)	(+)	(+)	(+)	(+)	(+)	(+)
U522	ST9	Horizon Blue	10	E	-	E	E	E	E	E	E	E	(+)	(+)	(+)	(+)	(+)
U599	ST9	Indigo Blue	10	(+)	-	(+)	(+)	(+)	(+)	(+)	(+)	(+)	(+)	(+)	(+)	(+)	(+)
U626	ST9	Kiwi Green	10	(+)	-	(+)	(+)	(+)	(+)	(+)	(+)	(+)	(+)	(+)	(+)	(+)	(+)
U630	ST9	Lime Green	10	E	-	E	E	E	E	E	E	E	(+)	(+)	(+)	(+)	(+)
U636	ST9	Fjord Green	10	(+)	-	(+)	(+)	(+)	(+)	(+)	(+)	(+)	(+)	(+)	(+)	(+)	(+)
U702	PM	Cashmere Gray**	10	(+ +)	-	(+ +)	(+ +)	(+ +)	(+ +)	(+ +)	(+ +)	(+ +)	(+ +)	(+ +)	(+ +)	(+ +)	(+ +)
U702	ST9	Cashmere Gray	10	(+)	-	(+)	(+)	(+)	(+)	(+)	(+)	(+)	(+)	(+)	(+)	(+)	(+)
U708	ST9	Light Gray	10	E	-	E	E	E	E	E	E	E	(+)	(+)	(+)	(+)	(+)
			38	-	-	-	-	-	-	-	-	-	-	-	-	-	+
U727	PM	Stone Gray**	10	(+ +)	-	(+ +)	(+ +)	(+ +)	(+ +)	(+ +)	(+ +)	(+ +)	(+ +)	(+ +)	(+ +)	(+ +)	(+ +)
U727	ST9	Stone Gray	10	E	-	E	E	E	E	E	E	E	(+)	(+)	(+)	(+)	(+)
U732	PM	Dusty Gray**	10	(+ +)	-	(+ +)	(+ +)	(+ +)	(+ +)	(+ +)	(+ +)	(+ +)	(+ +)	(+ +)	(+ +)	(+ +)	(+ +)
U732	ST9	Dusty Gray	10	(+)	-	(+)	(+)	(+)	(+)	(+)	(+)	(+)	(+)	(+)	(+)	(+)	(+)
U741	ST9	Lava Gray	10	E	-	E	E	E	E	E	E	E	(+)	(+)	(+)	(+)	(+)
U748	ST9	Truffle Brown	10	(+)	-	(+)	(+)	(+)	(+)	(+)	(+)	(+)	(+)	(+)	(+)	(+)	(+)
U763	PG	Pearl Gray**	10	(+ +)	-	(+ +)	(+ +)	(+ +)	(+ +)	(+ +)	(+ +)	(+ +)	(+ +)	(+ +)	(+ +)	(+ +)	(+ +)
U775	ST9	White Gray	10	(+)	-	(+)	(+)	(+)	(+)	(+)	(+)	(+)	(+)	(+)	(+)	(+)	(+)
U961	ST2	Graphite Gray	10	(+)	-	(+)	(+)	(+)	(+)	(+)	(+)	(+)	(+)	(+)	(+)	(+)	(+)
U999	PG	Black**	10	(+ +)	-	(+ +)	(+ +)	(+ +)	(+ +)	(+ +)	(+ +)	(+ +)	(+ +)	(+ +)	(+ +)	(+ +)	(+ +)
U999	PM	Black**	10	(+ +)	-	(+ +)	(+ +)	(+ +)	(+ +)	(+ +)	(+ +)	(+ +)	(+ +)	(+ +)	(+ +)	(+ +)	(+ +)
U999	ST2	Black	10	E	-	E	E	E	E	E	E	E	(+)	(+)	(+)	(+)	(+)
Wooden decor																	
H1145	ST10	Natural Bardolino Oak	10	(+)	-	(+)	(+)	(+)	(+)	(+)	(+)	(+)	(+)	(+)	(+)	(+)	(+)
H1150	ST10	Gray Arizona Oak	10	E	-	E	E	E	E	E	E	E	(+)	(+)	(+)	(+)	(+)
H1176	ST37	White Halifax Oak***	8	(+)	-	(+)	(+)	(+)	(+)	(+)	(+)	(+)	(+)	(+)	(+)	(+)	(+)
H1180	ST37	Natural Halifax Oak***	8	E	-	E	E	E	E	E	E	E	(+)	(+)	(+)	(+)	(+)
H1181	ST37	Tobacco Halifax Oak***	8	E	-	E	E	E	E	E	E	E	(+)	(+)	(+)	(+)	(+)
H1210	ST33	Greige Tossini Elm***	8	(+)	-	(+)	(+)	(+)	(+)	(+)	(+)	(+)	(+)	(+)	(+)	(+)	(+)
H1213	ST33	Natural Tossini Elm***	8	(+)	-	(+)	(+)	(+)	(+)	(+)	(+)	(+)	(+)	(+)	(+)	(+)	(+)
H1250	ST36	Navarra Ash***	8	(+)	-	(+)	(+)	(+)	(+)	(+)	(+)	(+)	(+)	(+)	(+)	(+)	(+)
H1334	ST9	Light Sorano Oak	10	E	-	E	E	E	E	E	E	E	(+)	(+)	(+)	(+)	(+)

** A/B quality, backside ST2

*** 8mm with mirror gasket

ST Structure

SM Semi mat

PG PerfectSense Gloss

PM PerfectSense Matt

+ Standard delivery period is 6 weeks

- Not possible

(+) Subject to price surcharge of 184 EUR for each order and specific decor. May extend delivery period!

(+ +) Subject to price surcharge of 235 EUR for each order and specific decor. May extend delivery period!

E Express range, max. door sizes (W x H): 1200 x 2750 mm

Decor			mm	Sliding door systems										Hinge door				
				S720	S800	S1200	S1200 AIR	S1500	S1500 AIR	S3000	S3000 AIR	S8000	S8000 AIR	S1200	Aluminium frame hinge door RPS 29	Swing / Swing Slim	Folding door system S1200	Wall partitioning system S1500
H1511	ST15	Bavarian Beech	10	(+)	-	(+)	(+)	(+)	(+)	(+)	(+)	(+)	(+)	(+)	(+)	(+)	(+)	(+)
H1518	ST15	Natural Beech	10	(+)	-	(+)	(+)	(+)	(+)	(+)	(+)	(+)	(+)	(+)	(+)	(+)	(+)	(+)
H1582	ST15	Ellmau Beech	10	E	-	E	E	E	E	E	E	E	(+)	(+)	(+)	(+)	(+)	(+)
			38	-	-	-	-	-	-	-	-	-	-	-	-	-	-	-
H1615	ST9	Verona Cherry	10	E	-	E	E	E	E	E	E	E	(+)	(+)	(+)	(+)	(+)	(+)
H1887	ST9	Natural Starnberg Maple	10	(+)	-	(+)	(+)	(+)	(+)	(+)	(+)	(+)	(+)	(+)	(+)	(+)	(+)	(+)
H3080	ST15	Mahogany	10	E	-	E	E	E	E	E	E	E	(+)	(+)	(+)	(+)	(+)	(+)
H3081	ST22	Black Havana Pine	10	(+)	-	(+)	(+)	(+)	(+)	(+)	(+)	(+)	(+)	(+)	(+)	(+)	(+)	(+)
H3303	ST10	Natural Hamilton Oak	10	(+)	-	(+)	(+)	(+)	(+)	(+)	(+)	(+)	(+)	(+)	(+)	(+)	(+)	(+)
H3309	ST28	Sand Gladstone Oak ***	8	(+)	-	(+)	(+)	(+)	(+)	(+)	(+)	(+)	(+)	(+)	(+)	(+)	(+)	(+)
H3325	ST28	Tobacco Gladstone Oak ***	8	(+)	-	(+)	(+)	(+)	(+)	(+)	(+)	(+)	(+)	(+)	(+)	(+)	(+)	(+)
H3326	ST28	Gray-Beige Gladstone Oak ***	8	(+)	-	(+)	(+)	(+)	(+)	(+)	(+)	(+)	(+)	(+)	(+)	(+)	(+)	(+)
H3403	ST38	Natural Hamilton Oak	8	E	-	E	E	E	E	E	E	E	(+)	(+)	(+)	(+)	(+)	(+)
H3406	ST38	Anthracite Hamilton Oak ***	8	(+)	-	(+)	(+)	(+)	(+)	(+)	(+)	(+)	(+)	(+)	(+)	(+)	(+)	(+)
H3704	ST15	Tobacco Aida Walnut	10	E	-	E	E	E	E	E	E	E	(+)	(+)	(+)	(+)	(+)	(+)
H3760	ST29	White Cape Elm ***	8	(+)	-	(+)	(+)	(+)	(+)	(+)	(+)	(+)	(+)	(+)	(+)	(+)	(+)	(+)
H3766	ST29	Dark Brown Cape Elm ***	8	(+)	-	(+)	(+)	(+)	(+)	(+)	(+)	(+)	(+)	(+)	(+)	(+)	(+)	(+)
Dekor Fantasy decor																		
F186	ST9	Light Gray Chicago Concrete	10	(+)	-	(+)	(+)	(+)	(+)	(+)	(+)	(+)	(+)	(+)	(+)	(+)	(+)	(+)
F274	ST9	Light Concrete	10	(+)	-	(+)	(+)	(+)	(+)	(+)	(+)	(+)	(+)	(+)	(+)	(+)	(+)	(+)
F478	ST9	Cubanite Gray	10	(+)	-	(+)	(+)	(+)	(+)	(+)	(+)	(+)	(+)	(+)	(+)	(+)	(+)	(+)
F501	ST2	Brushed Aluminium	10	E	-	E	E	E	E	E	E	E	(+)	(+)	(+)	(+)	(+)	(+)
F509	ST2	Aluminium	10	E	-	E	E	E	E	E	E	E	(+)	(+)	(+)	(+)	(+)	(+)

** A/B quality, backside ST2

*** 8mm with mirror gasket

ST Structure

SM Semi mat

PG PerfectSense Gloss

PM PerfectSense Matt

+ Standard delivery period is 6 weeks

- Not possible


(+) Subject to price surcharge of 184 EUR for each order and specific decor. May extend delivery period!

(+ +) Subject to price surcharge of 235 EUR for each order and specific decor. May extend delivery period!


E Express range, max. door sizes (W x H): 1200 x 2750 mm

EGGER Eurodekor®


White decor




W911 SM Cream White



W911 ST2 Cream White




W980 SM Platinum White




W980 ST2 Platinum White




W1000 PG Premium White




W1000 PM Premium White




W1000 ST9 Premium White




W1000 ST22 Premium White



U104 PG Alabaster White




U104 ST9 Alabaster White



U107 ST9 Velvet Yellow




U108 ST9 Vanilla Yellow




U113 ST9 Vanilla Yellow




U131 ST9 Brilliant Yellow



U156 ST9 Sand Beige



U163 ST9 Curry Yellow



U222 PM Crema Beige




U222 ST9 Crema Beige




U311 ST9 Burgundy Red




U323 PG Chilli Red



U340 ST9 Sorbet Orange



U504 ST9 Tyrolean Blue



U522 ST9 Horizon Blue

E Express range, max. door sizes (W × H): 1200 × 2750 mm


Uni decor




U599 ST9 Indigo Blue



U626 ST9 Kiwi Green




U630 ST9 Lime Green



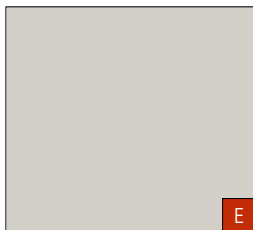
U636 ST9 Fjord Green




U702 PM Cashmere Gray




U702 ST9 Cashmere Gray




U708 ST9 Light Gray




U727 PM Stone Gray




U727 ST9 Stone Gray




U732 PM Dusty Gray




U732 ST9 Dusty Gray




U741 ST9 Lava Gray




U748 ST9 Truffle Brown




U763 PG earl Gray




U775 ST9 White Gray




U961 ST2 Graphite Gray



U999 PG Black




U999 PM Black




U999 ST2 Black

Wooden decor




H1145 ST10 Natural Bardolino Oak




H1150 ST10 Gray Arizona Oak



H1176 ST37 White Halifax Oak



H1180 ST37 Natural Halifax Oak



H1181 ST37 Tobacco Halifax Oak



H1210 ST33 Greige Tossini Elm




H1213 ST33 Natural Tossini Elm



H1250 ST36 Navarra Ash



H1334 ST9 Light Sorano Oak




H1511 ST15 Bavarian Beech



H1518 ST15 Natural Beech




H1582 ST15 Ellmau Beech




H1615 ST9 Verona Cherry




H1887 ST9 Natural Starnberg Maple



H3080 ST15 Mahogany



H3081 ST22 Black Havana Pine



H3303 ST10 Natural Hamilton Oak



H3309 ST28 Sand Gladstone Oak




H3325 ST28 Tobacco Gladstone Oak



H3326 ST28 Gray-Beige Gladstone Oak

Wooden decor



H3403 ST38 Natural
Hamilton Oak



H3406 ST38 Anthracite
Hamilton Oak



H3704 ST15 Tobacco Aida
Walnut




H3760 ST29 White Cape
Elm



H3766 ST29 Dark Brown
Cape Elm

Fantasy decor




F186 ST9 Light Gray Chi-
cago Concrete



F274 ST9 Light Concrete



F478 ST9 Cubanite Gray



F501 ST2 Brushed
Aluminium



F509 ST2 Aluminium

High-gloss decor

The following decor is available as melamine resin-coated chipboard.

Standard size of chipboard panels (W × H): 2050 × 2800 mm (base size)

A/A quality

The sample shown here is just a small selection of the decors available. More decors can be supplied on request.

For further information and samples, please contact:

FunderMax GmbH, Klagenfurter Str. 87-89,

A - 9300 St. Veit/Glan


Tel. +43 (0) 5 / 9494-0, Fax +43 (0) 5 / 9494-4200,

www.fundermax.at, office@fundermax.at

Colors may vary slightly from the sample shown!

The manufacturer reserves the right to make changes without notice.

Decor		mm	Sliding door systems										Hinge door				
			S720	S800	S1200	S1200 AIR	S1500	S1500 AIR	S3000	S3000 AIR	S8000	S8000 AIR	S1200	Aluminium frame hinge door RPS 29	Swing / Swing Slim	Folding door system S1200	Wall partitioning system S1500
0085	SG	White	10	E	-	E	E	E	E	E	E	(+)	(+)	(+)	(+)	(+)	(+)



0085 SG White

+ Standard delivery period is 6 weeks

- Not possible

E Express range, max. door sizes (W × H): 1200 × 2750 mm

Urban Structures

Urban Structures are melamine-coated chipboard panels of the highest quality. Our sliding door systems are available with variety specially textured surfaces. Standard size of chipboard panels (W × H): 2070 × 2800 mm (base size)

A/A quality: Front and rear, as per sample,

A/B quality: Front as per sample, rear with appropriate backing

For further information and samples, please contact:

raumplus GmbH

Dortmunder Straße 35, 28199 Bremen

Tel. +49 (0) 421 / 579 50 0, Fax +49 (0) 421 / 579 50 11,

www.raumplus.com

Colors may vary slightly from the samples shown!

The manufacturer reserves the right to make changes without notice.

Fig.	Urban Structures	Quality	Sliding door systems										Hinge door				
			10 mm										S1200	Aluminium frame hinge door RPS 29 Swing / Swing Slim	Folding door system S1200	Wall partitioning system S1500	
			S720	S800	S1200	S1200 AIR	S1500	S1500 AIR	S3000	S3000 AIR	S8000	S8000 AIR					
19	Aldany Cream	A/B	E	-	E	E	E	E	E	E	(+)	(+)	(+)	(+)	+(1)	(+)	+(1)
18	Aldany Snow	A/B	E	-	E	E	E	E	E	E	(+)	(+)	(+)	(+)	+(1)	(+)	+(1)
6	Clay Mud	A/B	E	-	E	E	E	E	E	E	(+)	(+)	(+)	(+)	+(1)	(+)	+(1)
1	Fabric Sand	A/A	E	-	E	E	E	E	E	E	(+)	(+)	(+)	(+)	(+)	(+)	(+)
2	Fabric Slate	A/A	E	-	E	E	E	E	E	E	(+)	(+)	(+)	(+)	(+)	(+)	(+)
3	Fabric Stone	A/A	E	-	E	E	E	E	E	E	(+)	(+)	(+)	(+)	(+)	(+)	(+)
23	Idea Curio	A/A	E	-	E	E	E	E	E	E	(+)	(+)	(+)	(+)	(+)	(+)	(+)
24	Idea Renio	A/A	E	-	E	E	E	E	E	E	(+)	(+)	(+)	(+)	(+)	(+)	(+)
9	Maloja Maple	A/A	E	-	E	E	E	E	E	E	(+)	(+)	(+)	(+)	(+)	(+)	(+)
10	Maloja Walnut	A/A	E	-	E	E	E	E	E	E	(+)	(+)	(+)	(+)	(+)	(+)	(+)
11	Millennium Cement	A/A	E	-	E	E	E	E	E	E	(+)	(+)	(+)	(+)	(+)	(+)	(+)
12	Millennium Nature	A/A	E	-	E	E	E	E	E	E	(+)	(+)	(+)	(+)	(+)	(+)	(+)
13	Millennium Snow	A/A	E	-	E	E	E	E	E	E	(+)	(+)	(+)	(+)	(+)	(+)	(+)
14	Matrix Oak	A/A	E	-	E	E	E	E	E	E	(+)	(+)	(+)	(+)	(+)	(+)	(+)
15	Matrix Dark Pine	A/A	E	-	E	E	E	E	E	E	(+)	(+)	(+)	(+)	(+)	(+)	(+)
16	Nadir Black	A/A	E	-	E	E	E	E	E	E	(+)	(+)	(+)	(+)	(+)	(+)	(+)
17	Nadir Greige	A/A	E	-	E	E	E	E	E	E	(+)	(+)	(+)	(+)	(+)	(+)	(+)
20	Primofiore Gray Brown	A/A	E	-	E	E	E	E	E	E	(+)	(+)	(+)	(+)	(+)	(+)	(+)
8	Shanghai Moss	A/B	E	-	E	E	E	E	E	E	(+)	(+)	(+)	(+)	+(1)	(+)	+(1)
7	Shanghai Snow	A/B	E	-	E	E	E	E	E	E	(+)	(+)	(+)	(+)	+(1)	(+)	+(1)
21	Tirano Gray Ash	A/A	E	-	E	E	E	E	E	E	(+)	(+)	(+)	(+)	(+)	(+)	(+)
22	Tirano Black Oak	A/A	E	-	E	E	E	E	E	E	(+)	(+)	(+)	(+)	(+)	(+)	(+)
5	Wave Dark Gray	A/B	E	-	E	E	E	E	E	E	(+)	(+)	(+)	(+)	+(1)	(+)	+(1)
4	Wave White	A/B	E	-	E	E	E	E	E	E	(+)	(+)	(+)	(+)	+(1)	(+)	+(1)

A/B quality: Backing in matching color combination


+ Standard delivery period is 6 weeks

- Not possible


E Express range, max. door sizes (W × H): 1200 × 2750 mm

(1) Restrictions on use

Urban Structures



1_ Aldany Cream



2_ Aldany Snow



3_ Clay Mud




4_ Fabric Sand




5_ Fabric Slate




6_ Fabric Stone




7_ Idea Curio



8_ Idea Renio



9_ Maloja Maple




10_ Maloja Walnut




11_ Millennium Cement




12_ Millennium Nature




13_ Millennium Snow




14_ Matrix Oak




15_ Matrix Dark Pine




16_ Nadir Black



17_ Nadir Greige




18_ Primofiore
Gray Brown




19_ Shanghai Moss




20_ Shanghai Snow




21_ Tirano Gray Ash



22_ Tirano Black Oak



23_ Wave Dark Gray



24_ Wave White

E Express range, max. door sizes (W x H): 1200 x 2750 mm

PANELS CHIPBOARD COVERED WITH WALLPAPER OR MATERIAL

Customer-supplied fabrics and wallpapers

As well as the surfaces shown here for sliding doors and partitioning walls, we can also cover panels with fabrics or wallpaper of your own choice. These are applied to melamine resin-coated chipboard. In this case, the fabrics and wallpapers and any special processing instructions are to be provided by the customer.

If supplying fabrics/wallpapers, please note that these must not be folded or kinked. We recommend that such materials are delivered on a stable roll!

With A/A quality, please note that twice the amount of wallpaper or material is required!

Not suitable:

Not all fabrics and wallpapers are suitable for covering sliding doors. In particular, extremely thin or single-color fabrics or fabrics with vertical lines are not suitable as they are prone to tension lines caused by the lateral fixing of the material. Similarly, extremely thick fabrics are also not suitable. The same applies to extremely thin wallpapers.

Before placing an order, for review purposes it is essential that you send **raumplus** a sample plus handling and pattern repeat specifications for the fabric/wallpaper that you are providing.

Standard size of chipboard panel (WxH): 2070 x 2800 mm (base size)

For fabric: Length = door height + 100 mm,
Width = door width + 100 mm,
Do not forget to allow for pattern alignment!

For wallpaper: Length = twice door height + 100 mm,
Width = door width
Do not forget to allow for pattern alignment!

Thickness:

In order to ensure the stability of the doors, fabrics and wallpapers should not exceed the following thicknesses:

Max. 2 mm: S720, S1200, S1200 AIR, S1500, S1500 AIR, S3000, S3000 AIR, C42, C42 AIR sliding door systems, S1500 wall partitioning system (A/A quality)⁽¹⁾, S300 / S1200 folding door system, S1200 hinge door system.

Comments:

(1) Only if double sided coating is possible

Material:

A/B quality: Front as supplied, white melamine on rear

A/A quality: According to test and available on request

Wallpapers:

A/B quality: The rear of the panel is wallpapered in white only

A/A quality (same motif on both sides): Price on request

For further information:

raumplus GmbH

Dortmunder Straße 35, 28199 Bremen

Tel. +49 (0) 421 / 579 50 0, Fax +49 (0) 421 / 579 50 11, www.raumplus.com

Felt

Our high-quality felt range offers different shades, including four natural shades and various hues, and is mounted on melamine resin-coated chipboard.

Max. board width: Up to 1600 mm (without seam)

Thickness of felt layer: Between 1 and 1.5 mm

A/B quality: Front - as shown in sample, felt backing on rear,
B quality.

A/A quality: Available for 15% price surcharge!

The samples shown here are just a small selection of the felts available.
More felts can be supplied on request.

Panel dividing rails cannot be added to these models!

Fig.	Felt	mm	Sliding door systems										Hinge door				
			S720	S800	S1200	S1200 AIR	S1500	S1500 AIR	S3000	S3000 AIR	S8000	S8000 AIR	S1200	Aluminium frame hinge door RPS	Swing / Swing Slim		Folding door system S1200
1	Anthracite Merino Felt	10	+	-	+	+	+	+	+	+	-	-	+	-	+	-	1
2	Natural Mottled Merino Felt	10	+	-	+	+	+	+	+	+	-	-	+	-	+	-	1
3	Anthracite OB Felt	10	+	-	+	+	+	+	+	+	-	-	+	-	+	-	1
4	Natural Gray OB Felt	10	+	-	+	+	+	+	+	+	-	-	+	-	+	-	1
5	Pure Wool Felt 423	10	+	-	+	+	+	+	+	+	-	-	+	-	+	-	1
6	Pure Wool Felt 428	10	+	-	+	+	+	+	+	+	-	-	+	-	+	-	1
7	Pure Wool Felt 447	10	+	-	+	+	+	+	+	+	-	-	+	-	+	-	1
8	Pure Wool Felt 503	10	+	-	+	+	+	+	+	+	-	-	+	-	+	-	1
9	Pure Wool Felt 537	10	+	-	+	+	+	+	+	+	-	-	+	-	+	-	1
10	Pure Wool Felt 542	10	+	-	+	+	+	+	+	+	-	-	+	-	+	-	1
11	Pure Wool Felt 544	10	+	-	+	+	+	+	+	+	-	-	+	-	+	-	1
12	Pure Wool Felt 549	10	+	-	+	+	+	+	+	+	-	-	+	-	+	-	1

For further information and samples, please contact:

raumplus GmbH

Dortmunder Straße 35, 28199 Bremen

Tel. +49 (0) 421 / 579 50 0, Fax +49 (0) 421 / 579 50 11,

www.raumplus.com

Colors may vary slightly from the samples shown!

The manufacturer reserves the right to make changes without notice.

+ Standard delivery period is 6 weeks

- Not possible

(1) A/A quality if double sided coating is possible)


Filz



1_ Anthracite Merino Felt



2_ Natural Mottled
Merino Felt



3_ Anthracite OB Felt



4_ Natural Gray OB Felt



5_ Pure Wool Felt 423




6_ Pure Wool Felt 428




7_ Pure Wool Felt 447




8_ Pure Wool Felt 503



9_ Pure Wool Felt 537



10_ Pure Wool Felt 542



11_ Pure Wool Felt 544



12_ Pure Wool Felt 549

PANELS

MIRRORS AND GLASS

Mirrors (with safety backing ⁽¹⁾)

Mirrors are becoming an increasingly popular way to enhance the decor of a variety of areas. This is why **raumplus** offers a whole range of different hues and surfaces.

Max. glass size (W × H): 1500 × 3050 mm

A/B quality: mirror at front, white hardboard at rear

For further information and samples, please contact:

raumplus GmbH

Dortmunder Straße 35, 28199 Bremen


Tel. +49 (0) 421 / 579 50 0, Fax +49 (0) 421 / 579 50 11,

www.raumplus.com

Colors may vary slightly from the samples shown!

The manufacturer reserves the right to make changes without notice.

Fig.	Mirror	mm	Sliding door systems										Hinge door			Folding door system S1200	Wall partitioning system S1500	
			S720	S800	S1200	S1200 AIR	S1500	S1500 AIR	S3000	S3000 AIR	S8000	S8000 AIR	S1200	Aluminium frame hinge door RPS	Swing / Swing Slim			
1	Bronze	4	+	1	+	+	+	+	+	+	+	1	1	+	1	+	+	-
2	Satin-finished Bronze	4	+	1	+	+	+	+	+	+	+	1	1	+	1	+	+	-
3	Gray	4	+	1	+	+	+	+	+	+	+	1	1	+	1	+	+	-
4	Satin-finished Gray	4	+	1	+	+	+	+	+	+	+	1	1	+	1	+	+	-
5	Silver	4	E	1	E	E	E	E	E	E	E	1	1	+	1	+	+	-
6	Satin-finished Silver	4	E	1	E	E	E	E	E	E	E	1	1	+	1	+	+	-




1_ Bronze




2_ Satin-finished Bronze




3_ Gray



4_ Satin-finished Gray



5_ Silver



6_ Satin-finished Silver

Deduction if white hardboard is omitted: 84 EUR

* White glass

+ Standard delivery period is 6 weeks

- Not possible

(1) Without white hardboard backing

(2) With white hardboard backing

E Express range, max. door sizes (W × H): 1200 × 2750 mm

Float glass (with backing safety film)

Our standard range currently includes a large number of lacquered float glass panels with smooth fronts. Please note that float glass has a natural green hue. The front and rear side do not match. The colors will also not necessarily exactly match the sample.

Max. glass size (W × H): 1500 × 3050 mm, for Float glass with colored film, max. width: 1200 mm

For further information and samples, please contact:

raumplus GmbH
Dortmunder Straße 35, 28199 Bremen
Tel. +49 (0) 421 / 579 50 0, Fax +49 (0) 421 / 579 50 11,
www.raumplus.com

Colors may vary slightly from the samples shown!

The manufacturer reserves the right to make changes without notice.

Fig.	Float glass	mm	Sliding door systems										Hinge door						
			S720 ⁽¹⁾	S800	S1200 ⁽¹⁾	S1200 AIR ⁽¹⁾	S1500 ⁽¹⁾	S1500 AIR ⁽¹⁾	S3000 ⁽¹⁾	S3000 AIR ⁽¹⁾	S8000	S8000 AIR	S1200 ⁽¹⁾	Aluminium frame hinge door RPS 22,5 ⁽¹⁾	Aluminium frame hinge door RPS 29 ⁽¹⁾	Swing / Swing Slim	Folding door system S1200 ⁽¹⁾	Wall partitioning system S1500	
Float glass lacquered acc. to standard colors																			
1	Authentic Anthracite	4	+	+	+	+	+	+	+	+	+	+	+	+	+	-	+	-	
2	Classic Black	4	E	+	E	E	E	E	E	E	E	+	+	+	+	+	-	+	-
3	Classic Gray	4	E	+	E	E	E	E	E	E	E	+	+	+	+	+	-	+	-
4	Pure White*	4	E	+	E	E	E	E	E	E	E	+	+	+	+	+	-	+	-
5	Light Beige	4	E	+	E	E	E	E	E	E	E	+	+	+	+	+	-	+	-
6	Light Brown	4	E	+	E	E	E	E	E	E	E	+	+	+	+	+	-	+	-
7	Luminous Red	4	+	+	+	+	+	+	+	+	+	+	+	+	+	+	-	+	-
8	Metal Copper*	4	+	+	+	+	+	+	+	+	+	+	+	+	+	+	-	+	-
9	Metal Gray	4	E	+	E	E	E	E	E	E	E	+	+	+	+	+	-	+	-
10	Metal Taupe*	4	+	+	+	+	+	+	+	+	+	+	+	+	+	+	-	+	-
11	Natural Brown	4	+	+	+	+	+	+	+	+	+	+	+	+	+	+	-	+	-
12	Pearl White*	4	E	+	E	E	E	E	E	E	E	+	+	+	+	+	-	+	-
13	Rich Aluminium*	4	+	+	+	+	+	+	+	+	+	+	+	+	+	+	-	+	-
14	Sage Green	4	+	+	+	+	+	+	+	+	+	+	+	+	+	+	-	+	-
15	Shadow Blue*	4	+	+	+	+	+	+	+	+	+	+	+	+	+	+	-	+	-
16	Soft Green	4	+	+	+	+	+	+	+	+	+	+	+	+	+	+	-	+	-
17	Soft White	4	E	+	E	E	E	E	E	E	E	+	+	+	+	+	-	+	-
18	Starlight Black*	4	+	+	+	+	+	+	+	+	+	+	+	+	+	+	-	+	-
19	Starlight Brown*	4	+	+	+	+	+	+	+	+	+	+	+	+	+	+	-	+	-
20	Terracotta Red	4	+	+	+	+	+	+	+	+	+	+	+	+	+	+	-	+	-
Float glass																			
21	Lacquered acc. to RAL, Sikkens, NCS ⁽²⁾	4	+	+	+	+	+	+	+	+	+	+	+	+	+	+	-	+	-
22	„White Glass“ lacquered acc. to RAL, Sikkens, NCS ⁽²⁾	4	+	+	+	+	+	+	+	+	+	+	+	+	+	+	-	+	-

Deduction if White hardboard is omitted 84 EUR

* White glass

+ Standard delivery period is 6 weeks

- Not possible

E Express range, max. door sizes (W × H): 1200 × 2750 mm

(1) With white hardboard backing

(2) Cannot be offered in all RAL, Sikkens, and NCS colors. Please check in advance!

Air and dust inclusions:

All float glass panels lacquered in standard colors are made of 4 mm float glass (safety glass cannot be used) with safety film backing. Individual pleating or air/dust inclusions have no influence on the function of the safety film and shall not be considered as a reason for a claim.


If the panels are backlit (either artificially or naturally), or if the doors are used as partition walls to other rooms, these air inclusions, etc., may be visible on the front panel. This also applies if the paint is

applied with varying degrees of thickness or in the event of the occasional paint drip on the back of the float glass panel. For this reason, glass panels are not universally suitable for through-way situations.

Colors may vary slightly from the samples shown!

The manufacturer reserves the right to make changes without notice.


Float glass lacquered acc. to standard colors




1_ Authentic Anthracite




2_ Classic Black




3_ Classic Gray




4_ Pure White




5_ Light Beige




6_ Light Brown



7_ Luminous Red




8_ Metal Copper




9_ Metal Gray




10_ Metal Taupe



11_ Natural Brown



12_ Pearl White



13_ Rich Aluminium



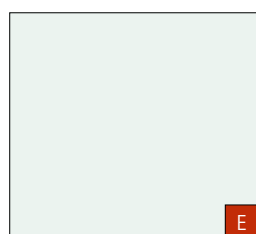
14_ Sage Green



15_ Shadow Blue




16_ Soft Green



17_ Soft White



18_ Starlight Black



19_ Starlight Brown



20_ Terracotta Red

E Express range, max. door sizes (W×H): 1200 × 2750 mm

Float glass



21_ Lacquered acc. to RAL, Sikkens, NCS



22_ „White Glass“ lacquered acc. to RAL, Sikkens, NCS

Float glass Matelac® (with backing safety film)

Matelac® is a float glass which is lacquered on the rear and acid mated on the front the combination of which produces the satin finish effect. The moisture-resistant paint coat contains no heavy metals or environmentally harmful chemical substances. The acid mating lends the surface a permanent satin finish which makes it easy to clean. 9 different colors are currently available (color codes do not match RAL).

Max. glass size (WxH): 1500 x 3050 mm

For further information and samples, please contact:

raumplus GmbH

Dortmunder Straße 35, 28199 Bremen

Tel. +49 (0) 421 / 579 50 0, Fax +49 (0) 421 / 579 50 11, www.raumplus.com

Colors may vary slightly from the samples shown!

The manufacturer reserves the right to make changes without notice.

Fig.	Matelac® 4 mm	max. size (W x H) in mm	Sliding door systems										Hinge door				
			S720 ⁽¹⁾	S800	S1200 ⁽¹⁾	S1200 AIR ⁽¹⁾	S1500 ⁽¹⁾	S1500 AIR ⁽¹⁾	S3000 ⁽¹⁾	S3000 AIR ⁽¹⁾	S8000	S8000 AIR	S1200 ⁽¹⁾	Aluminium frame hinge door RPS ⁽¹⁾	Swing / Swing Slim	Folding door system S1200 ⁽¹⁾	Wall partitioning system S1500
1	Authentic Anthracite	1500 x 3050	+	+	+	+	+	+	+	+	+	+	+	+	-	+	-
2	Classic Black	1500 x 3050	+	+	+	+	+	+	+	+	+	+	+	+	-	+	-
3	Classic Gray	1500 x 3050	+	+	+	+	+	+	+	+	+	+	+	+	-	+	-
4	Clear Silver	1500 x 3050	+	+	+	+	+	+	+	+	+	+	+	+	-	+	-
5	Light Brown	1500 x 3050	+	+	+	+	+	+	+	+	+	+	+	+	-	+	-
6	Metal Gray	1500 x 3050	+	+	+	+	+	+	+	+	+	+	+	+	-	+	-
7	Metal Taupe*	1500 x 3050	+	+	+	+	+	+	+	+	+	+	+	+	-	+	-
8	Natural Brown	1500 x 3050	+	+	+	+	+	+	+	+	+	+	+	+	-	+	-
9	Pearl White*	1500 x 3050	+	+	+	+	+	+	+	+	+	+	+	+	-	+	-
10	Pure White*	1500 x 3050	+	+	+	+	+	+	+	+	+	+	+	+	-	+	-
11	Sage Green	1500 x 3050	+	+	+	+	+	+	+	+	+	+	+	+	-	+	-
12	Shadow Blue*	1500 x 3050	+	+	+	+	+	+	+	+	+	+	+	+	-	+	-
14	Soft Green	1500 x 3050	+	+	+	+	+	+	+	+	+	+	+	+	-	+	-
13	Soft White	1500 x 3050	+	+	+	+	+	+	+	+	+	+	+	+	-	+	-
15	Terracotta Red	1500 x 3050	+	+	+	+	+	+	+	+	+	+	+	+	-	+	-
16	Walnut Brown	1500 x 3050	+	+	+	+	+	+	+	+	+	+	+	+	-	+	-
17	Warm Beige*	1500 x 3050	+	+	+	+	+	+	+	+	+	+	+	+	-	+	-

Matelac® float glass has a white hardboard backing.

Deduction if white hardboard is omitted 84 EUR

+ Standard delivery period is 6 weeks

- Not possible


* White glass

(1) With a white hardboard backing


Float glass Matelac®




1_ Authentic Anthracite



2_ Classic Black




3_ Classic Gray




4_ Clear Silver




5_ Light Brown




6_ Metal Gray




7_ Metal Taupe




8_ Natural Brown



9_ Pearl White



10_ Pure White




11_ Sage Green




12_ Shadow Blue




13_ Soft Green



14_ Soft White



15_ Terracotta Red



16_ Walnut Brown



17_ Warm Beige

Safety glass (tempered glass / laminated safety glass)

Tempered glass is produced by thermally tempering float glass. The glass pane is subjected to a special temperature treatment and abruptly cooled. The surfaces of the panes cool faster than the glass body. This creates additional compressive stresses in the surface, which makes the glass particularly resistant to bending stresses and thermal loads.

Tempered glass and laminated safety glass are both approved for use as safety glass in Germany. If thermally tempered glass is overloaded, it simply breaks into many small glass particles. The size of the particles indicates the degree of tempering. This means that there is no risk of injury from falling glass shards.

Laminated safety glass is a glass unit that consists of at least two glass panes (usually float glass, tempered glass or thermally tempered glass) with a layer of PVB film in-between (acc. to: EN 12337-2). With laminated safety glass, the glass fragments stay connected even after a breakage, thus halting the impact of a body if necessary.

If the panels are backlit (either artificially or naturally), or if the doors are used as partition walls to other rooms, these air inclusions, etc., may be visible on the front panel. This also applies if the paint is applied with varying degrees of thickness or in the event of the occasional paint drip on the back of the float glass panel. For this reason, glass panels are not universally suitable for through-way situations.

For further information and samples, please contact:

raumplus GmbH
Dortmunder Straße 35, 28199 Bremen
Tel. +49 (0) 421 / 579 50 0, Fax +49 (0) 421 / 579 50 11,
www.raumplus.com

Colors may vary slightly from the samples shown!

The manufacturer reserves the right to make changes without notice.

Fig.	Safety glass	mm	max. size (W x H) in mm	Sliding door systems										Hinge door				
				S720	S800	S1200	S1200 AIR	S1500	S1500 AIR	S3000	S3000 AIR	S8000	S8000 AIR	S1200	Aluminium frame hinge door RPS	Swing / Swing Slim	Folding door system S1200	Wall partitioning system S1500
1	Tempered clear glass	4	1300 x 2500	+	-	+	+	+	+	+	+	-	-	+	+	-	+	+
		6	1500 x 3200	+	-	+	+	+	+	+	+	-	-	+	-	+	+	+
2	Tempered glass lacquered ⁽¹⁾ acc. to RAL, Sikkens, NCSS ⁽⁶⁾	4	1300 x 2500	+(1)	+	+(1)	+(1)	+(1)	+(1)	+(1)	+(1)	+	+	+(1)	+	-	+(1)	-
		6	1500 x 3200	+	-	+	+	+	+	+	+	-	-	+	-	-	+	-
3	Tempered Master glass Carré clear	4	1300 x 2500	+	-	+	+	+	+	+	+	-	-	+	+	-	+	-
4	Tempered Master glass Point clear	4	1300 x 2500	+	-	+	+	+	+	+	+	-	-	+	+	-	+	-
5	Tempered glass with colored film ⁽²⁾	4	1200 x 2500	+	+(3)	+	+	+	+	+	+	+(3)	+(3)	+	+(3)	-	+	+
		6	1200 x 3200	+	-	+	+	+	+	+	+	-	-	+	-	-	+	-
6	Tempered glass, Clear / Parsol Bronze, Gray, Black	6	1500 x 3200	+	-	+	+	+	+	+	+	-	-	+	+	+	+	+
		4	1300 x 2500	+	-	+	+	+	+	+	+	-	-	+	+	-	+	-
7	Satin-finished tempered glass, Bronze	4	1300 x 2500	+	-	+	+	+	+	+	+	-	-	+	+	-	+	+
8	Satin-finished tempered glass, Gray	4	1300 x 2500	+	-	+	+	+	+	+	+	-	-	+	+	-	+	+

(1) With white hardboard backing

(2) See page 34 for more information

(3) Only with colored opaque film (Avery® 700)

(6) Cannot be offered in all RAL, Sikkens, and NCS colors.
Please check in advance!

Deduction if white hardboard is omitted 84 EUR

+ Standard delivery period is 6 weeks

- Not possible

Fig.	Safety glass	mm	max. size (W x H) in mm	Sliding door systems										Hinge door				
				S720	S800	S1200	S1200 AIR	S1500	S1500 AIR	S3000	S3000 AIR	S8000	S8000 AIR	S1200	Aluminium frame hinge door RPS	Swing / Swing Slim	Folding door system S1200	Wall partitioning system S1500
9	Satin-finished tempered glass, White	4	1300 x 2500	+	-	+	+	+	+	+	+	-	-	+	+	-	+	+
		6	1500 x 3200	+	-	+	+	+	+	+	+	-	-	+	-	+	+	+
10	Tempered clear "White Glass"	4	1300 x 2500	+	-	+	+	+	+	+	+	-	-	+	+	+	+	-
		6	1500 x 3200	+	-	+	+	+	+	+	+	-	-	+	-	+	+	-
11	Tempered "White Glass" lacquered acc. to RAL, Sikkens, NCS ⁽⁶⁾	4	1300 x 2500	+(1)	+	+(1)	+(1)	+(1)	+(1)	+(1)	+(1)	+	+	+(1)	-	-	+(1)	-
		6	1500 x 3200	+	-	+(1)	+(1)	+(1)	+(1)	+(1)	+(1)	-	-	+(1)	-	+(1)	+(1)	-
12	Clear laminated safety glass	6	1500 x 3200	E	-	E	E	E	E	E	E	-	-	+	-	+	+	+
		8	1500 x 3200	+	-	+	+(5)	+	+(5)	+	+(5)	-	-	-	-	+	-	+
13	Clear laminated safety glass with sound absorbent film (on inside) ⁽⁴⁾	9	1500 x 3200	+	-	+	-	+	-	+	-	-	-	-	-	-	-	+
14	Laminated safety glass lacquered acc. to RAL,	6	1500 x 3200	+	-	+	+	+	+	+	-	-	+	-	-	+	+	
		8	1500 x 3200	+	-	+	+(5)	+	+(5)	+	+(5)	-	-	-	-	-	-	-
15	Laminated safety glass with colored film ⁽²⁾	6	1200 x 3200	+	-	+	+	+	+	+	-	-	+	-	-	+	+	
		8	1200 x 3200	+	-	+	+(5)	+	+(5)	+	+(5)	-	-	-	-	-	-	+
16	Laminated safety glass with mat white film (on inside)	6	1500 x 3200	E	-	E	E	E	E	E	E	-	-	+	+	+	+	+
		8	1500 x 3200	+	-	+	+(5)	+	+(5)	+	+(5)	-	-	-	-	+	-	-
17	"White Glass" laminated safety glass with translucent film, Cool White (on inside)**	8	1500 x 3200	+	-	+	+(5)	+	+(5)	+	+(5)	-	-	-	-	+	-	+
18	"White Glass" laminated safety with Pure White film (on inside)	6	1500 x 3000	+	-	+	+	+	+	+	+	-	-	+	-	+	+	+
19	Laminated safety glass, clear "White Glass"	6	1500 x 3200	+	-	+	+	+	+	+	-	-	+	-	-	+	+	
		8	1500 x 3200	+	-	+	+(5)	+	+(5)	+	+(5)	-	-	-	-	-	-	-
20	"White Glass" laminated safety lacquered acc. to RAL, Sikkens, NCS ⁽⁶⁾	6	1500 x 3200	+	-	+	+	+	+	+	-	-	+	-	-	+	-	
		8	1500 x 3200	+	-	+	+(5)	+	+(5)	+	+(5)	-	-	-	-	-	-	-

(1) With white hardboard backing

(2) See page 34 for more information

(4) The sound-absorbing properties of this glass can only be guaranteed for the S1500 wall partitioning system. The construction method used for our sliding doors means that these sound-absorbing properties cannot be guaranteed for them!

(5) Up to a width of 900 mm

(6) Cannot be offered in all RAL, Sikkens, and NCS colors. Please check in advance!

Deduction if white hardboard is omitted 84 EUR


** May extend delivery period

+ Standard delivery period is 6 weeks


- Not possible

E Express range, max. door sizes (W x H): 1200 x 2750 mm

Safety glass (tempered glass)



1_ Tempered glass clear



2_ T. glass lacquered acc. to RAL, Sikkens, NCS



3_ Masterglas Carré clear




4_ Masterglas Point clear




5_ Tempered glass with colored opacque film




5_ Tempered glass with colored translucent film




6_ Tempered glass Bronze clear / Parsol Bronze



6_ Tempered glass Gray clear / Parsol Gray




6_ Tempered glass Black clear / Parsol Black




7_ Tempered glass Satin-finished Bronze




8_ Tempered glass Satin-finished Gray



9_ Tempered glass Satin-finished White




10_ Tempered clear "White Glass"




11_ T. glass/ "White Glass" lacquered acc. to RAL, Sikkens, NCS


Safety glass (laminated safety glass)



12_ Clear laminated safety glass



13_ Clear laminated safety glass with sound absorbent film




14_ L. s. glass lacquered acc. to RAL, Sikkens, NCS



15_ Laminated safety glass, colored opaque film



15_ Laminated safety glass, colored translucent film




16_ L. s. glass with white mat film (on inside)




17_ "White Glass" laminated safety glass with trans-lucent film, Cool White (on inside)



18_ "White Glass" laminated safety glass with Pure White film (on inside)



19_ "White Glass" laminated safety glass clear



20_ "White Glass" l. s. glass lacquered acc. to RAL, Sikkens, NCS

PANELS

HIGH-PRESSURE LAMINATE

HOMAPAL high-pressure laminate

Due to production-related fluctuations, a wider range of colors may be evident in high-pressure laminates with metal surfaces than normal high-pressure laminates. Due to the technical process involved, it is impossible to prevent certain minor deviations in the appearance of some products.

Please state whether you want your chosen high-pressure laminate in A/B quality or A/A quality.

A/B quality: Front as sample, there is no choice of surface for the rear - the manufacturer selects a suitable backing

A/A quality: Price on request

The table below shows most of the HOMAPAL high-pressure laminates that are available. The samples shown on the following pages are just a small selection of the high-pressure laminates available. More surfaces can be supplied on request!

For further information and samples, please contact:

HOMAPAL GmbH

Bahnhofstrasse 30/32, 37412 Herzberg am Harz,

Tel. +49 (0) 5521 / 856-0, Fax +49 (0) 5521 / 856-20, www.homapal.de

Colors may vary slightly from the samples shown!

The manufacturer reserves the right to make changes without notice.

HOMAPAL® high-pressure lami- nate 10 mm	Number	Price group	max. size (W × H) in mm	Sliding door systems										Hinge door					
				S720	S800	S1200	S1200 AIR	S1500	S1500 AIR	S3000	S3000 AIR	S8000	S8000 AIR	S1200 Aluminium frame hinge door RPS	Swing / Slim	Folding door system S1200	Wall partitioning sys- tem S1500		
Alu Cross-Brushed Relief	431, 434	2	1220 × 3050	+	-	+	+	+	+	+	+	+	-	-	+	-	+	+	+
Alu Longline	425/000, 426/000	2	1220 × 3050	+	-	+	+	+	+	+	+	+	-	-	+	-	+	+	+
Alu Satiné	682	2	1220 × 3050	+	-	+	+	+	+	+	+	+	-	-	+	-	+	+	+
Alu Brushed	444	2	1220 × 3050	+	-	+	+	+	+	+	+	+	-	-	+	-	+	+	+
Alu Brushed Relief	444/850, 444/860, 444/920, 444/930	2	1220 × 3050	+	-	+	+	+	+	+	+	+	-	-	+	-	+	+	+
Alu Brushed mat	441, 442, 446, 447, 448, 451	2	1220 × 3050	+	-	+	+	+	+	+	+	+	-	-	+	-	+	+	+
Magnetic Board sanded both sides ⁽¹⁾	8200	2	1220 × 3050	+	-	+	+	+	+	+	+	+	-	-	+	-	+	+	+
Magnetic Board Marker	8206, 8208	2	1220 × 3050	+	-	+	+	+	+	+	+	+	-	-	+	-	+	+	+
Magnetic Board Chalk	8205, 8211	2	1220 × 3050	+	-	+	+	+	+	+	+	+	-	-	+	-	+	+	+
Magnetic Board Image Projection	8217, 8219	2	1220 × 3050	+	-	+	+	+	+	+	+	+	-	-	+	-	+	+	+
Slate	205	2	1220 × 3050	+	-	+	+	+	+	+	+	+	-	-	+	-	+	+	+
Alu Rivet	444/370, 469/370	3	1220 × 2440	+	-	+	+	+	+	+	+	+	-	-	+	-	+	+	+
Alu Satiné Relief colored	800/852	3	1220 × 2440	+	-	+	+	+	+	+	+	+	-	-	+	-	+	+	+
Alu Polished	470, 471, 474, 480/000	3	1220 × 2440	+	-	+	+	+	+	+	+	+	-	-	+	-	+	+	+

+ Standard delivery period is 6 weeks

- Not possible

(1) For individual design (veneer, wallpaper, laminate, lacquered ...)

HOMAPAL® (price group 2)



Alu Cross-Brushed Relief
431



Alu Cross-Brushed Relief
434




Alu Longline 425/000



Alu Longline 426/000




Alu Brushed 444



Alu Brushed Relief
444/850



Alu Brushed Relief
444/860



Alu Brushed Relief
444/920



Alu Brushed mat 441



Alu Brushed mat 442




Alu Brushed mat 446



Alu Brushed mat 448



Alu Brushed mat 451



Magnetic Board sanded
both sides 8200



Magnetic Board Board
Marker 8206



Magnetic Board Marker
8208




Magnetic Board Chalk
8211



Magnetic Board Image
Projection 8217




Magnetic Board Image
Projection 8219



Slate 205

HOMAPAL® (price group 3)



Alu Rivet 444/370



Alu Polished 470



Alu Polished 471



Alu Polished 474



Alu Polished 480/000

PANELS

VENEER

Veneer

As with laminated panels, veneer panels have a front side, which is covered with high quality veneer (A quality), and a blank veneer backing (B quality), which serves to prevent any warping of the veneer on the front panel (S1500 wall partitioning system and "Swing Door" and "Swing Door Slim Line" pivot door systems: A/A quality).

Max. board dimensions (W × H), please see the table below

A/A quality, and other surfaces such as ash, are lacquered white:

Price on request

Panels for the S1500 wall partitioning system and "Swing Door" and "Swing Door Slim Line" pivot door systems are only available in A/A quality!

Wooden is a natural product. No two trees are the same, which is why our finishes also have different grains, minor color deviations, etc.

There is therefore no guarantee that the supplied veneer panel will be identical to the sample shown.

We use industrially veneered boards as standard (with the exception of Alpi Oak horizontal; Alpi Wengé horizontal and Alpi Zebrano) so there is therefore no guarantee that the veneer for multi-door closets will be the identical. Individual solutions are available on request.

Staining to match veneer panel samples is subject to a price surcharge.

For further information and samples, please contact:

raumplus GmbH

Dortmunder Straße 35, 28199 Bremen

Tel. +49 (0) 421 / 579 50 0, Fax +49 (0) 421 / 579 50 11,

www.raumplus.com

Colors may vary slightly from the samples shown!

The manufacturer reserves the right to make changes without notice.

Fig.	Veneer 10 mm	Quality	Finish	max. size (W × H) in mm	Sliding door systems										Hinge door						
					S720	S800	S1200	S1200 AIR	S1500	S1500 AIR	S3000	S3000 AIR	S8000	S8000 AIR	S1200	Aluminium frame hinge door RPS 22.5	Aluminium frame hinge door RPS 29	Swing / Swing Slim	Folding door system S1200	Wall partitioning system S1500	
1	Canadian Maple	A/B	1	1500 × 2800	+	-	+	+	+	+	+	+	+	-	-	+	-	-	+	+	+
2	Recut Oak	A/A	2	1500 × 2800	+	-	+	+	+	+	+	+	+	-	-	+	-	-	+	+	+
3	Recut Wenge	A/A	2	1500 × 2800	+	-	+	+	+	+	+	+	+	-	-	+	-	-	+	+	+
4	Zebrano	A/A	2	1500 × 2800	+	-	+	+	+	+	+	+	+	-	-	+	-	-	+	+	+
5	Bamboo Veneer Recut, bleached	A/B	1	1500 × 2800	+	-	+	+	+	+	+	+	+	-	-	+	-	-	+	+	+
6	Bamboo Veneer Recut, natural	A/B	1	1500 × 2800	+	-	+	+	+	+	+	+	+	-	-	+	-	-	+	+	+
7	Recut Carmelized Bamboo / 3.5 mm	A/B	1	1200 × 2800	E	-	E	E	E	E	E	E	E	-	-	+	-	-	+	+	+
8	Recut Carmelized Bamboo / 7 mm	A/B	1	1200 × 2800	E	-	E	E	E	E	E	E	E	-	-	+	-	-	+	+	+
9	Beech	A/B	1	1500 × 2800	+	-	+	+	+	+	+	+	+	-	-	+	-	-	+	+	+
10	Oak	A/B	1	1500 × 2800	+	-	+	+	+	+	+	+	+	-	-	+	-	-	+	+	+
11	Alder	A/B	1	1200 × 2500	+	-	+	+	+	+	+	+	+	-	-	+	-	-	+	+	+
12	Ash	A/B	1	1200 × 2500	+	-	+	+	+	+	+	+	+	-	-	+	-	-	+	+	+
13	American Cherry	A/B	1	1500 × 2800	+	-	+	+	+	+	+	+	+	-	-	+	-	-	+	+	+
14	Walnut	A/B	1	1500 × 2800	+	-	+	+	+	+	+	+	+	-	-	+	-	-	+	+	+

+ Standard delivery period is 6 weeks

- Not possible

E Express range, max. door sizes (W × H): 1200 × 2750 mm

(1) Satin mat lacquered

(2) Dull mat lacquered

Veneer




1_ Canadian Maple



2_ Recut Oak



3_ Recut Wenge



4_ Zebrano



5_ Bamboo Veneer
Recut, bleached



6_ Bamboo Veneer
Recut, natural




7_ Recut Carmelized
Bamboo / 3.5 mm



8_ Recut Carmelized
Bamboo / 7 mm



9_ Beech



10_ Oak



11_ Alder



12_ Ash



13_ American Cherry



14_ Walnut

PANELS

3D SURFACE

3D surface

The model "Wave" has a veneer in A/A quality on both sides.

The veneer is lacquered with a colorless finish.

Max. board dimensions (W x H): 1045 x 2450 mm

The "Ocean" model is embossed in A/B quality on one side and has a satin mat lacquered (acc. to RAL) base film applied to the rear.

Max. strip dimensions (W x H): 1045 x 500 mm

For further information and samples, please contact:

raumplus GmbH

Dortmunder Straße 35, 28199 Bremen

Tel. +49 (0) 421 / 579 50 0, Fax +49 (0) 421 / 579 50 11, www.raumplus.com

Colors may vary slightly from the samples shown!

The manufacturer reserves the right to make changes without notice.

Fig.	3D surface	Finish	mm	Sliding door systems										Hinge door				
				S720	S800	S1200	S1200 AIR	S1500	S1500 AIR	S3000	S3000 AIR	S8000	S8000 AIR	S1200	Aluminium frame hinge door RPS	Swing / Swing Slim	Folding door system S1200	Wall partitioning system S1500
1	"Wave" Light Recut Oak	1	4,5	+	-	+	+	+	+	+	+	-	-	+	-	-	+	+
2	"Wave" Chocolate Recut Oak	1	4,5	+	-	+	+	+	+	+	+	-	-	+	-	-	+	+
3	"Ocean" Black Recut, with base film, lacquered acc. to RAL	2	9	+	-	+	+	+	+	+	+	-	-	+	-	-	+	-

3D surface



1_ "Wave" Light Recut Oak



2_ "Wave" Chocolate Recut Oak

Panel strips 3D surface



3_ "Ocean" Black Recut, with base film, lacquered acc. to RAL

- + Standard delivery period is 6 weeks
- Not possible

- (1) Dull mat lacquered
- (2) Satin mat lacquered
- (3) A/A quality

Wooden Selection

The „Wooden Selection“ consists of six versatile stripe variations.
Their common ancestor: The oak.

Old Nature consists of a specially developed veneer construction attached to a black MDF core. It is available in natural color or gray versions. Oak Color is a fully dyed oak veneer with a mat lacquered, rough sawn look achieved with the help of a fine gate saw cut and available in Velvet Black or Graphite Gray.

Beam Oak is as the name suggests, sawn from solid oak beams and has a natural look thanks to its splits and knot holes. It is available in two versions - Silver or Vintage Gray - both fully dyed and brushed before being given a mat lacquer coating.

For further information and samples, please contact:

raumplus GmbH
Dortmunder Straße 35, 28199 Bremen
Tel. +49 (0) 421 / 579 50 0, Fax +49 (0) 421 / 579 50 11,
www.raumplus.com

Colors may vary slightly from the samples shown!

The manufacturer reserves the right to make changes without notice.

Fig.	Wooden Selection	A / A	A / B
1	Old Nature Oak Gray	-	+
2	Old Nature Oak Nature	-	+
3	Oak Color Velvet Black	+	-
4	Oak Color Graphite Gray	+	-
5	Beam Oak Color Silver	+	-
6	Beam Oak Color Vintage Gray	+	-


Wooden Selection




1_ Old Nature Oak Gray



2_ Old Nature Oak Nature



3_ Oak Color Velvet Black



4_ Oak Color Graphite Gray



5_ Beam Oak Color Silver



6_ Beam Oak Color Vintage Gray

Max. stripe format (WxH): 1200 x 500 mm

A/B-Quality: Double-sided veneer lacquered; only single-sided structure

A/A-Quality: Double-sided veneer lacquered; double-sided structure

+ Standard delivery period is 6 weeks

- Not possible

PANELS

FURTHER PANELS

MDF lacquered acc. to RAL, Sikkens, NCS

MDF boards are always lacquered with a satin finish in accordance with the RAL color chart 840 HR, Sikkens or NCS.

Other degrees of gloss finish on request!

For further information and samples, please contact:

raumplus GmbH
 Dortmunder Straße 35, 28199 Bremen
 Tel. +49 (0) 421 / 579 50 0, Fax +49 (0) 421 / 579 50 11
 www.raumplus.com

Fig.	MDF lacquered acc. to RAL, Sikkens, NCS	Finish	mm	Sliding door systems										Hinge door				
				S720	S800	S1200	S1200 AIR	S1500	S1500 AIR	S3000	S3000 AIR	S8000	S8000 AIR	S1200	Aluminium frame hinge door RPS	Swing / Swing Slim	Folding door system S1200	Wall partitioning system S1500
1	Lacquered acc. to RAL, Sikkens, NCS	1	10	+	-	+	+	+	+	+	+	+	+	+	-	+(1)	+	+(1)

MDF lacquered acc. to RAL, Sikkens, NCS



1_ Lacquered acc. to RAL, Sikkens, NCS

Max. board dimensions (W x H): 1500 x 2800 mm

A/B quality: Front acc. to color chart

A/A quality: Price on request

+ Standard delivery period is 6 weeks

- Not possible

(1) A/A quality

imi-Beton®

imi-Beton® is an approx. 1 mm thick special mineral coating mixed with a large proportion of natural marble sand. This is pressed firmly onto an MDF board with a white melamine backing. The resulting surface characteristic is a gray, smooth concrete effect with individual air inclusions. imi-beton® is ecologically sound.

For further information and samples, please contact:

H. Schubert GmbH & Co. KG, Klein Haddorf 2, 48493 Wетtringen
Tel. +49 (0) 2557 / 93 77-40, Fax +49 (0) 2557 / 92 90 85
www.imi-beton.com

Colors may vary slightly from the sample shown!

The manufacturer reserves the right to make changes without notice.

Fig.	imi-Beton®	mm	Sliding door systems										Hinge door				
			S720	S800	S1200	S1200 AIR	S1500	S1500 AIR	S3000	S3000 AIR	S8000	S8000 AIR	S1200	Aluminium frame hinge door RPS	Swing / Swing Slim	Folding door system S1200	Wall partitioning system S1500
1	imi-Beton®	10	+	-	+	+	+	+	+	+	-	-	+	-	-	+	+(1)

imi-Beton®



1_ imi-Beton®

Max. board dimensions (W × H): 1300 × 2780 mm

A/B quality: Front as sample, white melamine on rear (S1500 wall partitioning system: A/A quality)

A/A quality: Available for a 12% price surcharge.

+ Standard delivery period is 6 weeks

- Not possible

(1) A/A quality

Application of colored or satin-finished adhesive film

You can affix opaque (= does not allow light to pass through) or translucent (= allows light to pass through) Avery® colored film according to color chart 700 (= opaque) and 4500 (= translucent), and also white satin-finished KPMF® "Etch Glass silver" film, to the entire surface of glass panels. The film can be used with all types of float glass and safety glass. However, if used on float glass, the film does not provide shatter protection. The film is applied to the back of the glass.

For further information and samples, please contact:

raumplus GmbH
Dortmunder Straße 35, 28199 Bremen
Tel. +49 (0) 421 / 579 50 0, Fax +49 (0) 421 / 579 50 11,
www.raumplus.com

The option is also available of applying various motifs and lettering. At no extra charge, you can create motifs by cutting up to 4 simple and identical geometrical shapes, such as circles, rectangles, triangles or lines out of the film. The same price applies if you wish to apply up to four simple identical geometric film shapes to glass panels. If you wish to apply more than the specified number of shapes, or have your own individual motifs or lettering, please contact us for a quote. Price on request.

Not available as second panel!

Fig..	Film	max. Width in mm	Sliding door systems										Hinge door				
			S720	S800	S1200	S1200 AIR	S1500	S1500 AIR	S3000	S3000 AIR	S8000	S8000 AIR	S1200	Aluminium frame hinge door RPS	Swing / Swing Slim	Folding door system S1200	Wall partitioning system S1500
1	Avery® 700	1200	+	+(1)	+	+	+	+	+	+	+(1)	+(1)	+	+	-	+	+
2	Avery® 4500	1200	+	-	+	+	+	+	+	+	-	-	+	+	-	+	+
3	KPMF® „Etch Glass Silver“	1500	+	-	+	+	+	+	+	+	-	-	+	+	-	+	+


Application of colored or satin-finished adhesive film



1_ Avery® according to color chart 700, affixed to rear



2_ Avery® according to color chart 4500, affixed to rear



3_ satin-finished film KPMF® "Etch Glass silver", affixed to rear

+ Standard delivery period is 6 weeks

- Not possible

(1) Cutouts (cutting plot) in the film are not possible.

Individual digital image on film or individual cutting plot out of film

Using digital printing methods, it is also possible to apply your own image to the entire surface of the panel if desired. Cutting plots (vector graphics, logos, etc.) are equally feasible, and are applied from film onto the panel. They can be applied to all types of safety glass (tempered/laminated). Digital prints are applied to the reverse side of the panel carrier as reversed images on transparent film. An additional opaque white film with adhesive on one side seals the digital print. Cutting plots on film can, in contrast, be applied to both sides of the panel.

The motifs shown below can be ordered from **raumplus**. Additional motifs can be found on our webpage. Let your imagination run wild! We can make it happen!

raumplus offers color changes for some motifs (depending on the motif). Incidental image processing, image retouching, color correction or color retouching: Price on request

Technical requirements:

Image resolution: Minimum 100 ppi, maximum 150 ppi with original size (door size)

File format: JPEG, TIFF, PSD (for images) or AI, EPS (for vector graphics)

With individual motifs or logos: Price on request.

For further information, please contact:

raumplus GmbH

Dortmunder Straße 35, 28199 Bremen

Tel. +49 (0) 421 / 579 50 0, Fax +49 (0) 421 / 579 50 11,

www.raumplus.com

Fig.	Motif for digital printing	mm	Sliding door systems										Hinge door				
			S720	S800	S1200	S1200 AIR	S1500	S1500 AIR	S3000	S3000 AIR	S8000	S8000 AIR	S1200	Aluminium frame hinge door RPS	Swing / Swing Slim	Folding door system S1200	Wall partitioning system S1500
1 – 18	Motif for digital printing	4	+	+	+	+	+	+	+	+	+	+	+	-	-	+	-
		6	+	-	+	+	+	+	+	+	-	-	+	-	-	+	-
		8	+	-	+	+	+	+	+	+	-	-	-	-	-	-	-
19, 20	Motif for cutting plot	4	+	-	+	+	+	+	+	+	-	-	+	-	-	+	-
		6	+	-	+	+	+	+	+	+	-	-	+	-	-	+	-
		8	+	-	+	+	+	+	+	+	-	-	-	-	-	+	-

UV resistant, can be removed without leaving residue behind

Max. panel width: 1200 mm

Other sizes available on request! Price on request!.

+ Standard delivery period is 6 weeks

- Not possible


Individual digital image on film



1_ Watercolor leaves



2_ Birch trunks



3_ Jungle



4_ Palm trees




5_ Flower drawing



6_ Tulips

Copyright / image rights

Shutterstock INC., www.shutterstock.com



7_ Water



8_ Reed



9_ Branches with Blossoms



10_ Watercolor horse



11_ Sailing




12_ Light House

Copyright / image rights

Motif 7: Depositphotos INC., www.depositphotos.com

Motifs 8, 10, 11, 12: Shutterstock INC., www.shutterstock.com
Motif 9: Peter Fehrentz, www.peterfehrentz.de

Individual digital image on film



13_ Tree with birds



14_ Skyline



15_ Sunrise (any desired color)



16_ Color gradient (any desired color)



17_ Animals



18_ Animal alphabet (Name individualisierbar)

Copyright / image rights

Motifs 13, 14: Shutterstock INC., www.shutterstock.com

Motifs 15, 16: **raumplus** GmbH, www.raumplus.com

Motifs 17, 18: Freepik Company S.L., www.freepik.com

Individual digital image on film



19_ Eigenes Logo



20_ Textblock

PANELS

INFORMATION

Hardboard backing for sliding doors and folding doors

The 4 mm panels: lacquered float glass, lacquered "White Glass" float glass, lacquered tempered glass, lacquered "White Glass" tempered glass, mirrors and Masterglas Carré, mirror used with the sliding door systems (except S800, S8000, S8000 AIR), folding- and hinge door system S1200, to which the manufacturer applies a safety backing are fitted at the factory with a second panel made of 3 mm white hardboard. These panels are marked accordingly in the sliding door system and special door price lists. Upward of a door height of 2800 mm, the hardboard will have to be joined.

If ordering combinations with lacquered float glass, please be aware that for this reason colors may deviate from the sample glass without backing!

Second panel

The sliding door systems can accommodate two 4 mm thick panels placed against one another. (except S800, S8000 und S8000 AIR)

Second panel

in EUR

Second panel	for thicknesses up to	Version	500 - 600 mm	up to 900 mm	up to 1200 mm	up to 1500 mm ⁽¹⁾
Mirror	4 mm	Bronze or Gray	259	299	339	380
Mirror	4 mm	Satin-finished Bronze or Gray	438	578	722	864
Mirror	4 mm	Silver	224	255	288	320
Mirror	4 mm	Satin-finished Silver	434	561	688	815
Float glass	4 mm	Lacquered acc. to standard colors	332	396	477	550
Float glass	4 mm	Lacquered acc. to RAL, Sikkens, NCS	390	516	643	770
Matelac® float glass	4 mm	Lacquered acc. to standard colors	430	613	800	958
Hardboard	3 mm	White	84	84	84	84

If the back of the first panel is fitted as standard with hardboard (these panels are marked in the price list accordingly), we will automatically deduct 84 EUR.

(1) Not available for:
S1200 AIR, S1500 AIR, S3000 AIR sliding door systems

SURFACES FOR INTERIOR SYSTEMS

DECOR

EGGER Eurodekor®

EGGER Eurodekor® in matching decor are melamine-coated chipboard panels of the highest quality. We offer a wide range of our most popular decors for our interior systems. For an overview of the available interior systems, refer to page 48.

Standard size of chipboard panels (W × H): 2070 × 2800 mm
(base size)

Abb.	Uni-Dekor	Dekor
1	Light Gray	+
2	Cashmer	+
3	Sand Beige	+
4	Dusty Gray	+
5	Stone Gray	+


For further information and samples, please contact:

EGGER Holzwerkstoffe Brilon GmbH & Co. KG
Im Kissen 19, 59929 Brilon
Tel. +49 (0) 2961 / 770-0, Fax +49 (0) 2961 / 770-622 22,
www.egger.de


Colors may vary slightly from the samples shown!

The manufacturer reserves the right to make changes without notice.


Uni decor



1_ Light Gray



2_ Cashmer



3_ Sand Beige



4_ Dusty Gray



5_ Stone Gray

Decor

Decors are melamine-coated chipboard panels of the highest quality.

Please refer to page 58 for an overview of the available interior systems.

Standard size of chipboard panels (W × H): 2070 × 2800 mm
(base size)


For further information and samples, please contact:

raumplus GmbH
Dortmunder Straße 35, 28199 Bremen
Tel. +49 (0) 421 / 579 50 0, Fax +49 (0) 421 / 579 50 11,
www.raumplus.com

Colors may vary slightly from the sample shown!

The manufacturer reserves the right to make changes without notice.

White decor



White

For delivery period, please refer to the table on page 48

Pfleiderer decor

Pfleiderer decors are melamine resin-coated chipboard panels with an easy-to-clean, durable and lightfast surface. This surface is an affordable yet high-quality alternative to high-pressure laminates.

Please refer to Page 48 for an overview of the available interior systems.


Standard size of chipboard panels (W × H): 2050 × 2750 mm (base size)

For further information and samples, please contact:


Pfleiderer Holzwerkstoffe GmbH, Ingolstädter Str. 51,
D - 92318 Neumarkt
Tel. +49 (0) 9181 / 28-480, Fax +49 (0) 9181 / 28-482,
www.pfleiderer.com

Colors may vary slightly from the samples shown!
The manufacturer reserves the right to make changes without notice.

Uni decor




Congo



White Gray

White decor




White

Wooden decor



Light Oak



Dark Oak

SURFACES FOR INTERIOR- / CLOSET SYSTEMS

URBAN STRUCTURES

Urban Structures

Urban Structures are melamine-coated chipboard panels of the highest quality.

Please refer to page 58 for an overview of the available interior systems.

Standard size of chipboard panels (W × H):

2070 × 2800 mm (base size)

For further information and samples, please contact:

raumplus GmbH

Dortmunder Straße 35, 28199 Bremen

Tel. +49 (0) 421/579 50 0, Fax +49 (0) 421/579 50 11, www.raumplus.com


Colors may vary slightly from the samples shown!

The manufacturer reserves the right to make changes without notice.

Abb. Urban Structures

1	Fabric Sand
2	Fabric Schiefer
3	Idea Curio
4	Idea Renio
5	Maloja Ahorn
6	Maloja Nussbaum
7	Matrix Eiche
8	Matrix Pinie Dunkel
9	Tirano Eiche Schwarz
10	Tirano Esche Grau

Urban Structures



1_ Fabric Sand



2_ Fabric Slate




3_ Idea Curio



4_ Idea Renio



5_ Maloja Maple



6_ Maloja Walnut



7_ Matrix Oak



8_ Matrix Dark Pine



9_ Tirano Oak Black



10_ Tirano Ash Gray

For delivery period, please refer to the table on page 48

Pfleiderer high-pressure laminate

Interior systems fitted with high-pressure laminates are characterized by easy-to-clean highly-durable surfaces that are also highly UV-resistant.

Please refer to page 48 for an overview of the available interior systems.

Colors may vary slightly from the samples shown!

The manufacturer reserves the right to make changes without notice.

For further information and samples, please contact:

Pfleiderer Holzwerkstoffe GmbH, Ingolstädter Str. 51, 92318 Neumarkt
Tel. +49 (0) 9181 / 28-480, Fax +49 (0) 9181 / 28-482,
www.pfleiderer.com

Pfleiderer high-pressure laminate




Congo



Light Oak



Dark Oak



White



White Gray

Veneer

Interior systems with veneered surfaces offer a convenient compromise between the desire for a natural visual appearance and deformation-free precise-fitting individual components. The satin mat lacquered surface makes cleaning extremely easy. Four different veneer surfaces are available for the Legno interior system. Three different veneer surfaces are available for the Uno interior system.

Please refer to page 48 for an overview of the available interior systems.

Wooden is a natural product. No two trees are the same, which is why our finishes also have different grains, minor color deviations, etc.

There is therefore no guarantee that the supplied veneer panel will be identical to the sample shown.

We use industrially veneered boards in A /A quality as standard.

Individual solutions are available on request.

Staining to match veneer panel samples is subject to a price surcharge.

For further information and samples, please contact:

raumplus GmbH
Dortmunder Straße 35, 28199 Bremen
Tel. +49 (0) 421 / 579 50 0, Fax +49 (0) 421 / 579 50 11,
www.raumplus.com

Colors may vary slightly from the samples shown!

The manufacturer reserves the right to make changes without notice.


Veneer



Natural Maple



Natural Beech



Natural Oak



Beech Heartwood

+ Standard delivery period is 6 weeks

SURFACES FOR INTERIOR- / CLOSET SYSTEMS

VENEER / LACQUERED

Lacquered (acc. to RAL)

High quality, robust lacquers for closet fronts. The lacquer is applied in several coats and characterized by its high coverage and resistance to fading. Standard lacquering is carried out in silk matt finish according to the RAL 840 HR color register, Sikkens, or NCS. It is not possible to supply every color; in some cases it may be necessary to check in advance if a color can be supplied. There may be color deviations in follow-up deliveries of lacquered interior system components.

For further information and samples, please contact:

raumplus GmbH
Dortmunder Straße 35, 28199 Bremen
Tel. +49 (0) 421 / 579 50 0, Fax +49 (0) 421 / 579 50 11,
www.raumplus.com


Lacquered (acc. to RAL)




RAL 1014 Ivory




RAL 7035 Light Gray




RAL 7044 Silk Gray



RAL 9003 Signal White



RAL 9010 Pure White



RAL 9016 Traffic White

Other colors




















Other colors

+ Standard delivery period is 6 weeks

SURFACES FOR INTERIOR SYSTEMS

OVERVIEW

Surfaces* for interior systems		Ecoline	Legno	Uno	Cornice
EGGER Eurodekor®					
Uni decor					
Light Gray		E	+	+	-
Cashmer		+	+	+	-
Sand Beige		+	+	+	-
Dusty Gray		+	+	+	-
Stone Gray		+	+	+	-
Decor					
White decor					
White		E	E	+	-
Pfleiderer Dekor					
Uni-Dekor					
Congo		-	-	-	+
White Gray		-	-	-	+
White decor					
White		-	-	-	+
Wooden decor					
Dark Oak		-	-	-	+
Light Oak		-	-	-	+
Urban Structures					
Fabric Sand		-	E	+	-
Fabric Schiefer		-	E	+	-
Idea Curio ⁽⁴⁾		-	+	+	-
Idea Renio ⁽⁴⁾		-	+	+	-
Maloja Maple		E	+	+	-
Maloja Walnut		E	+	+	-




















This table provides an overview of all possible surfaces for interior systems. For more information on individual surfaces please consult the corresponding pricelist for the relevant interior system..

+ Standard delivery period is 6 weeks

- Not possible


E Express range

* Colors may vary slightly from the samples shown!

Surfaces* for interior systems		Ecoline	Legno	Uno	Cornice
Urban Structures					
Matrix Oak		-	+	+	-
Matrix Dark Pine		-	+	+	-
Tirano Ash Gray			+	+	-
Tirano Oak Black			+	+	-
Pfleiderer high-pressure laminate					
Congo		-	-	-	+
Dark Oak		-	-	-	+
Light Oak		-	-	-	+
White		-	-	-	+
White Gray		-	-	-	+
Veneer					
Natural Maple		-	+	+	-
Natural Beech		-	+	+	-
Natural Oak		-	+	+	-
Beech Heartwooden		-	+	-	-
Lacquered (acc. RAL) satined					
RAL 1014 Ivory		+	+	+	+
RAL 7035 Light Gray		+	+	+	+
RAL 7044 Silk Gray		+	+	+	+
RAL 9003 Signal White		+	+	+	+
RAL 9010 Pure White		+	+	+	+
RAL 9016 Traffic White		+	+	+	+

This table provides an overview of all possible surfaces for interior systems. For more information on individual surfaces please consult the corresponding pricelist for the relevant interior system..

* Colors may vary slightly from the samples shown!

- + Standard delivery period is 6 weeks
- Not possible
-  Express range

Specifications are subject to change.

Should you have any further questions, please do not hesitate to contact us.

raumplus GmbH · Dortmunder Straße 35 · 28199 Bremen · Deutschland

Tel. +49 (0) 421 / 579 50 0 · Fax +49 (0) 421 / 579 50 11

info@raumplus.de · www.raumplus.com